



DENTAL BOARD OF CALIFORNIA

2005 Evergreen St., Suite 1550, Sacramento, CA 95815

P (916) 263-2300 | F (916) 263-2140 | www.dbc.ca.gov



MEMORANDUM (REPLACES PREVIOUSLY POSTED MEMO)

Table with 2 columns: Field (DATE, TO, FROM, SUBJECT) and Content (January 13, 2023, Members of the Dental Board of California, John Tran, Associate Governmental Program Analyst Dental Board of California, Agenda Item 13.a.: General Anesthesia and Sedation Permits: Inspections and Evaluations Statistics)

Background

Newly approved General Anesthesia (GA), Medical General Anesthesia (MGA), and Moderate Sedation (MS) permitholders are subject to an onsite inspection and evaluation prior to the issuance or renewal of a permit at the discretion of the Dental Board of California (Board) and at least once every five years for GA and MGA permitholders, or every six years for MS permitholders, to continue active status and good standing of their permits.

Senate Bill (SB) 501 (Glazer, Chapter 929, Statutes of 2018) repealed Business and Professions Code (BPC) sections 1647.–1647.9.5 as of January 1, 2022, eliminated the Conscious Sedation (CS) permit, and replaced it with the new MS permit. To implement SB 501, the Board promulgated a rulemaking, which was approved by the Office of Administrative Law and became effective on August 16, 2022. Among other things, the rulemaking amended California Code of Regulations (CCR) section 1043.2, subsection (b), to remove and replace each mention of the CS permit with the new MS permit.

After enactment of SB 501 and the implementing regulations, the Board can no longer conduct onsite inspections and evaluations for CS permitholders. A CS permitholder who was issued a permit before January 1, 2022, may follow the terms of that existing permit until it expires, even if they were due to complete an onsite inspection and evaluation.

In September 2022, Board staff stopped scheduling and performing onsite inspections and evaluations of CS permitholders. As the CS permits expire, Board staff will continue to monitor and investigate grievances related to permitting for the administration of conscious sedation.

Onsite Inspection and Evaluation Statistics

This memo provides a statistical overview of onsite inspections and evaluations administered by the Board for GA, MGA, and CS permits. As of the date of this memo, no MS permit inspections and evaluations have been scheduled or administered. The first MS permit (MS 1) was issued on September 15, 2022. Onsite inspections and evaluations must be conducted within one year of issuance of a new MS permit, and new permit holders are allowed to practice within the scope of their permit until then. Over the next few months, Board staff will contact newly licensed MS permit holders to schedule and conduct onsite inspections and evaluations.

General Anesthesia Inspection and Evaluation Statistics

General Anesthesia Statistics for Fiscal Year 2022–23

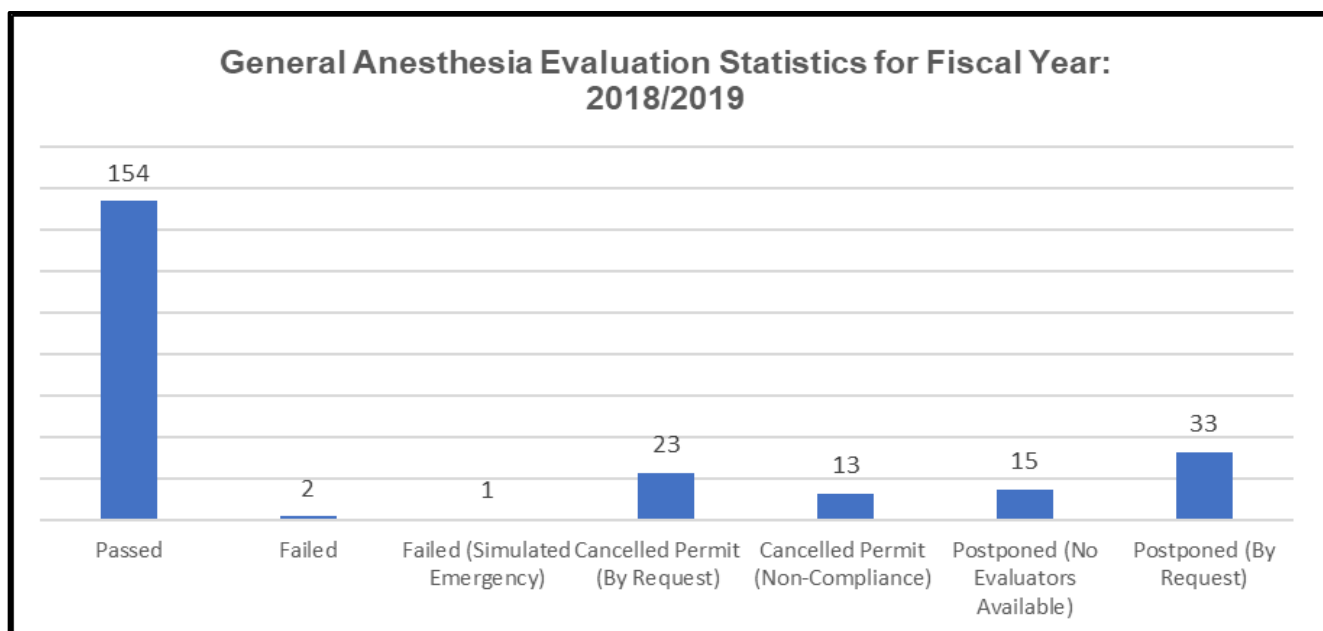
	Passed Evaluation	Failed Evaluation	Failed Simulated Emergency	Cancelled Permit by Request	Cancelled Permit for Non-compliance	Postponed (No Evaluators Available)	Postponed (By Request)
Jul 2022	9	0	0	2	0	11	1
Aug 2022	10	0	0	2	1	5	1
Sep 2022	18	0	0	0	1	12	1
Oct 2022	12	0	0	4	3	7	3
Nov 2022	17	0	0	2	0	13	2
Dec 2022*	20	0	0	1	0	8	2
Jan 2023							
Feb 2023							
Mar 2023							
Apr 2023							
May 2023							
Jun 2023							
Total	86	0	0	11	5	56	10

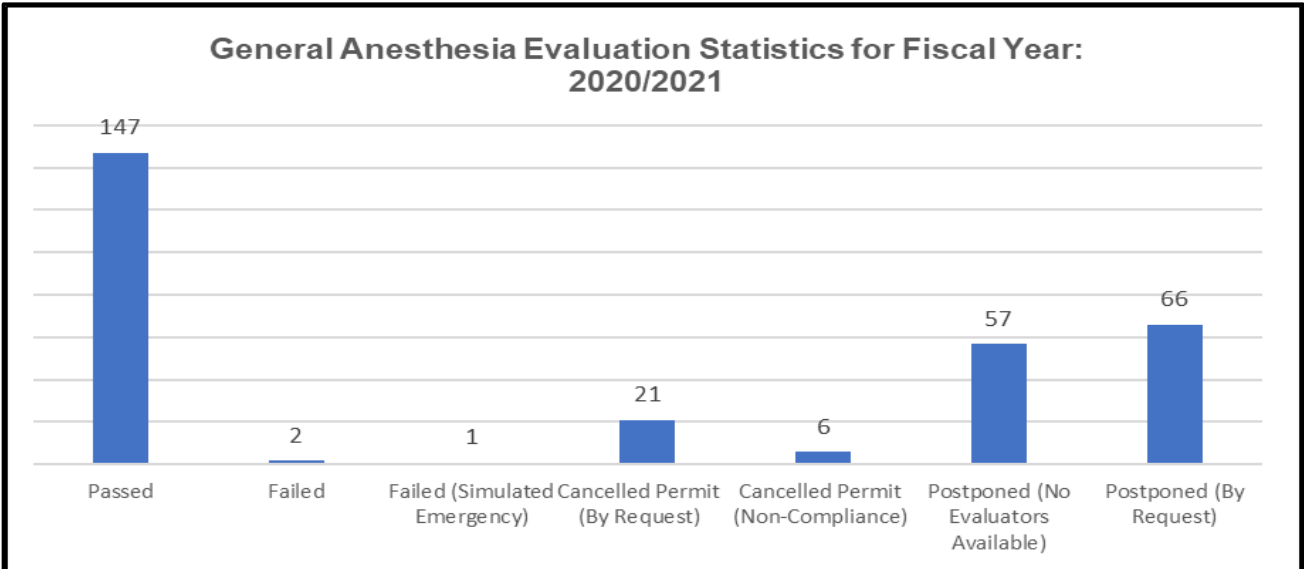
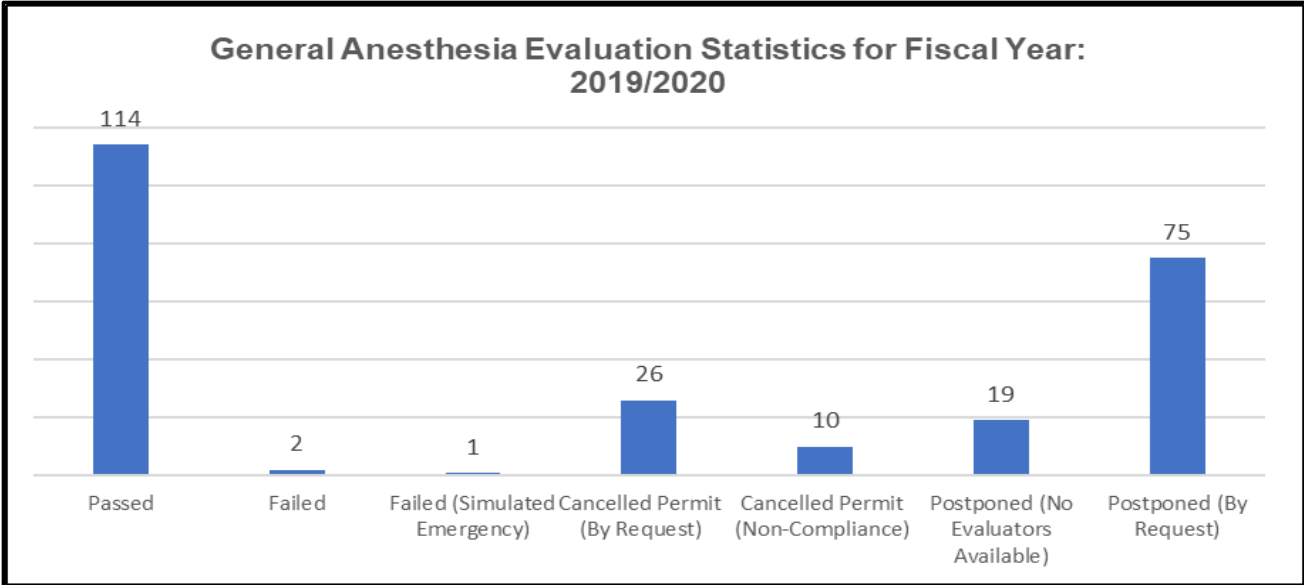
*Approximate number of GA evaluations scheduled for December 2022.

General Anesthesia Statistics for Fiscal Years 2018–19, 2019–20, 2020–21, 2021–22, and 2022–23

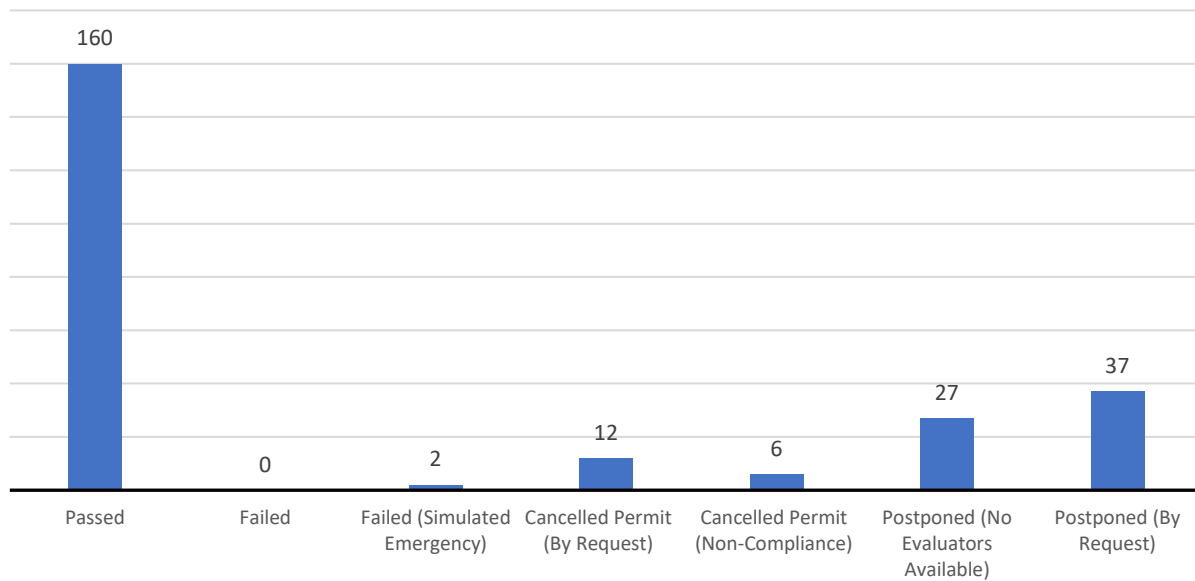
	18–19	19–20	20–21	21–22	22–23*
Passed Evaluation – Permitholder met all required components of the onsite evaluation.	154	114	147	160	86
Failed Evaluation – Permitholder failed due to multiple deficient components that were required for the onsite evaluation.	2	2	2	0	0
Failed Simulated Emergency – Permitholder failed one or more simulated emergency scenarios required for the onsite evaluation.	1	1	1	2	0
Cancelled Permit by Request – Permitholder no longer wanted permit.	23	26	21	12	11
Cancelled Permit for Noncompliance – Permitholder did not complete required onsite evaluation.	13	10	6	6	5
Postponed (No Evaluators Available) – Permitholder evaluation was postponed due to no available evaluators.	15	19	57	27	56
Postponed (By Request) – Permitholder requested postponement due to scheduling conflict, emergencies, or COVID-related issues.	33	75	66	37	10

* Approximate number of evaluations scheduled for 2022–23.

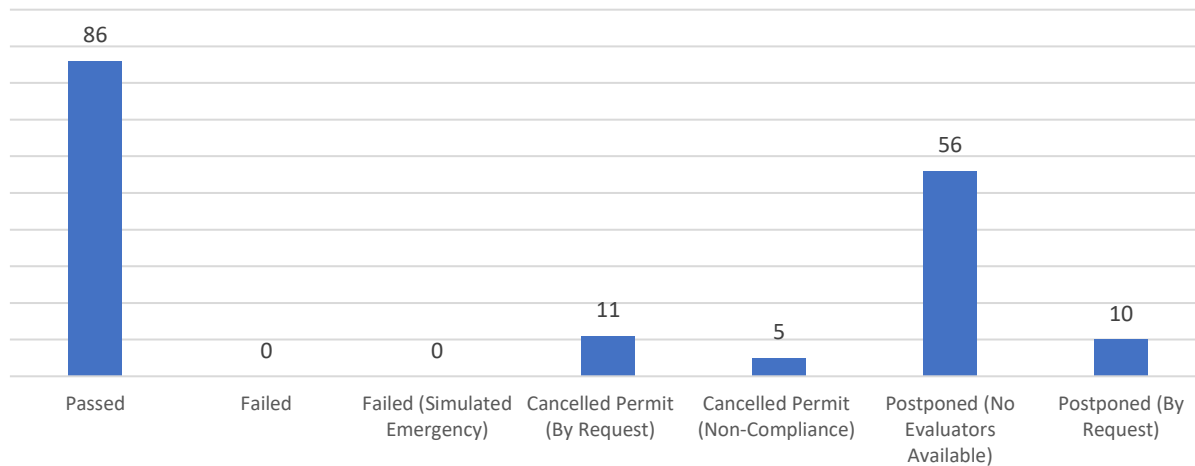




**General Anesthesia Evaluation Statistics for Fiscal Year:
2021/2022**



**General Anesthesia Evaluation Statistics for Fiscal Year:
2022/2023***



* Approximate number of GA evaluations scheduled for 2022–23.

Conscious Sedation Inspection and Evaluation Statistics

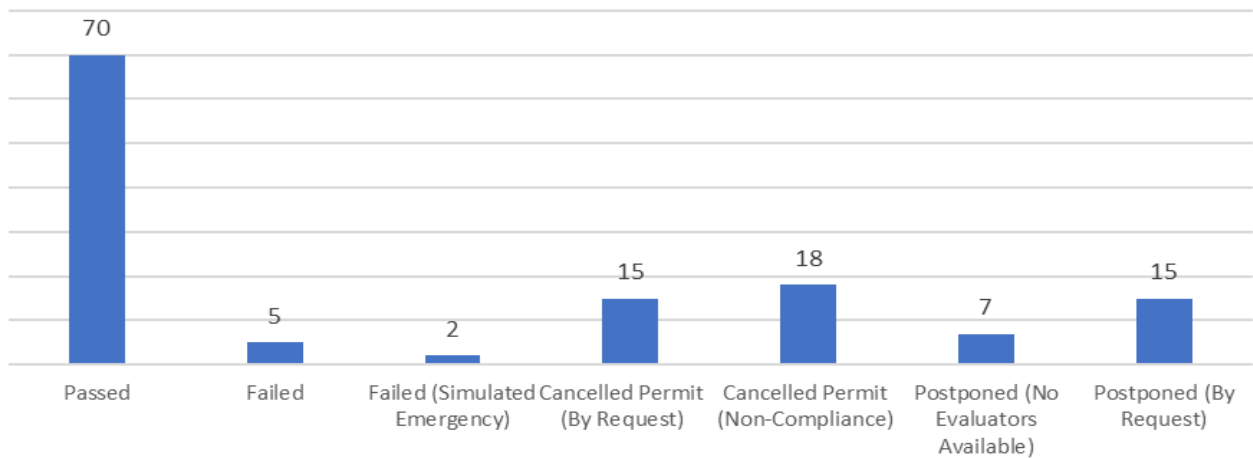
Conscious Sedation Statistics for Fiscal Year 2022–23

	Passed Eval-uation	Failed Eval-uation	Failed Simulated Emergency	Cancelled Permit by Request	Cancelled Permit for Non-Compliance	Postponed (No Evaluators Available)	Postponed (By Request)
Jul 2022	3	0	0	1	1	6	0
Aug 2022	7	0	1	0	0	9	0
Sep 2022	4	0	0	5	0	11	0
Oct 2022							
Nov 2022							
Dec 2022							
Jan 2023							
Feb 2023							
Mar 2023							
Apr 2023							
May 2023							
Jun 2023							
Total	14	0	1	6	1	26	0

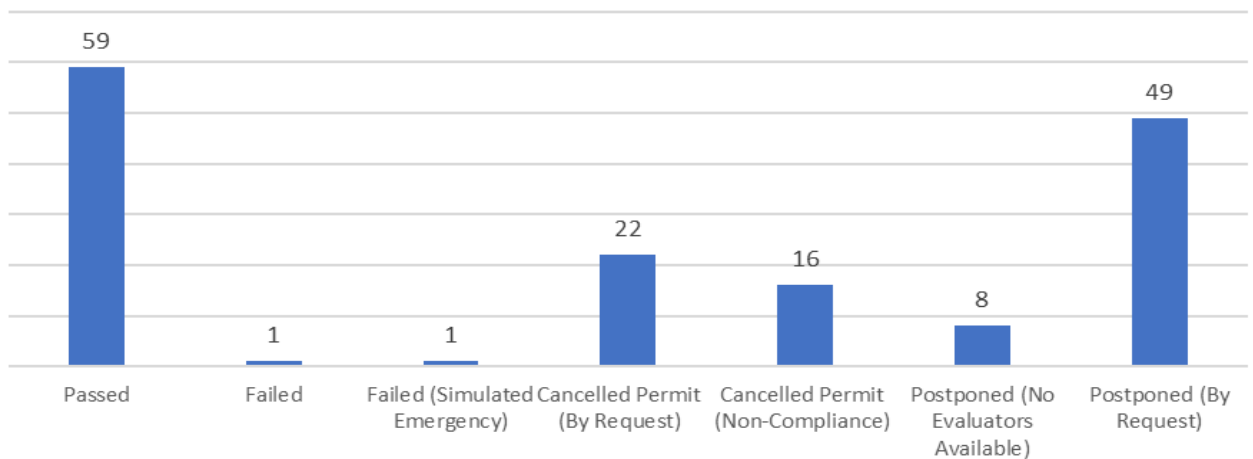
Conscious Sedation Statistics for Fiscal Years 2018–19, 2019–20, 2020–21, 2021–22, and 2022–23

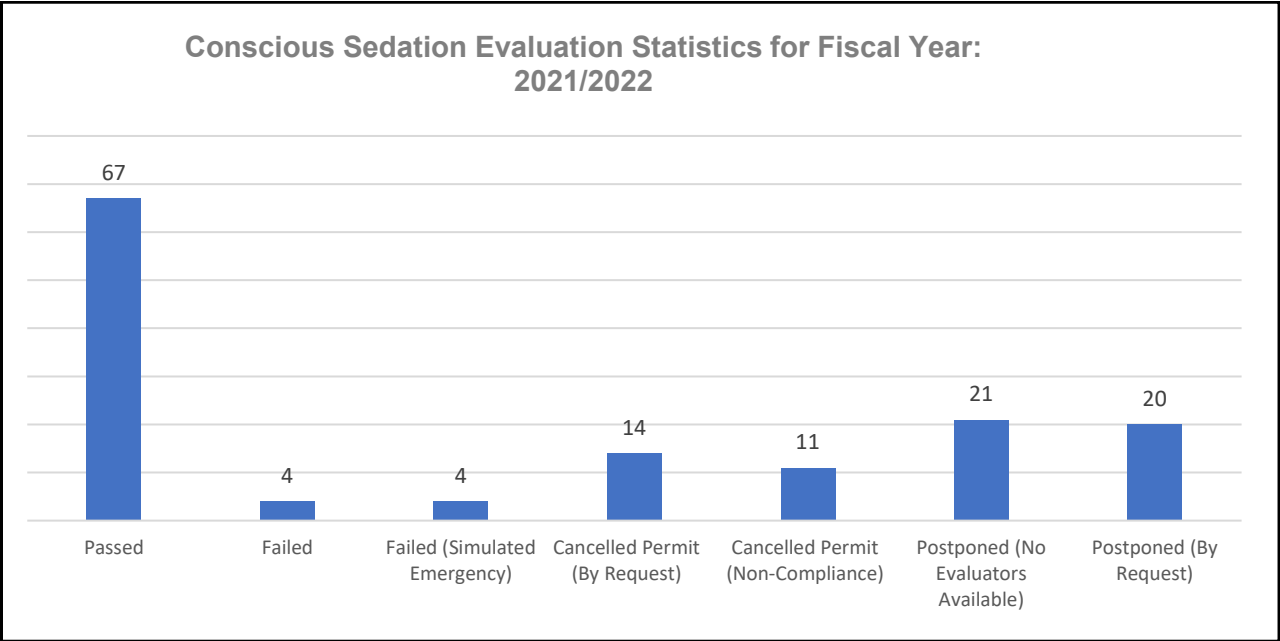
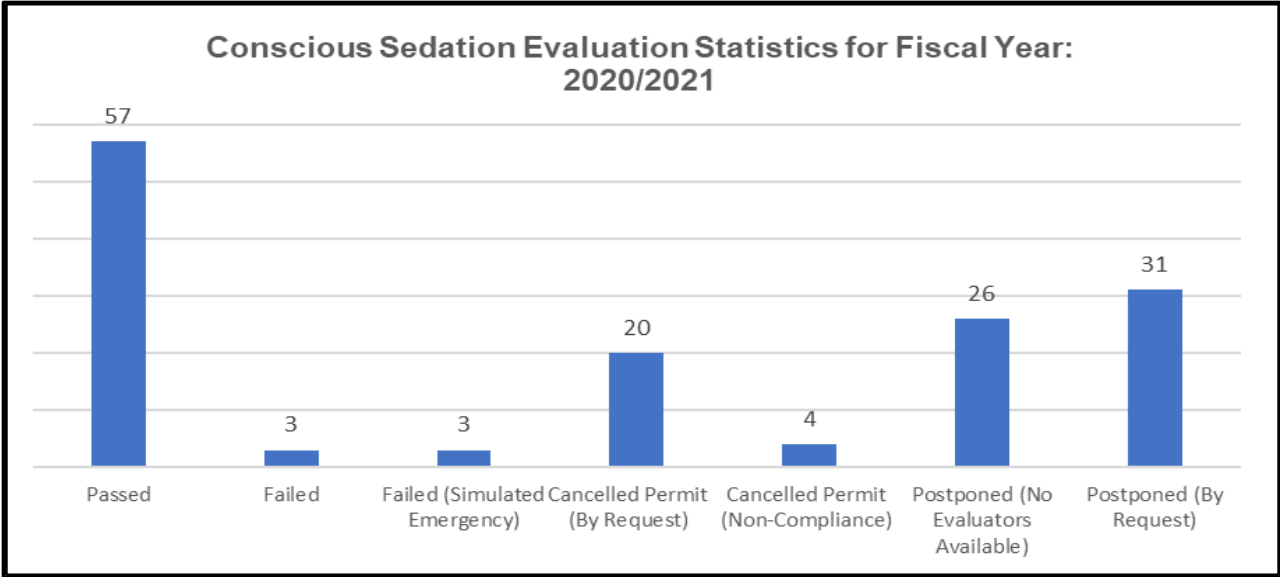
	18–19	19–20	20–21	21–22	22–23*
Passed Evaluation – Permitholder met all required components of the onsite evaluation.	70	59	57	67	14
Failed Evaluation – Permitholder failed due to multiple deficient components that were required for the onsite evaluation.	5	1	3	4	0
Failed Simulated Emergency – Permitholder failed one or more simulated emergency scenarios required for the onsite evaluation.	2	1	3	4	1
Cancelled Permit by Request – Permitholder no longer wanted permit.	15	22	20	14	6
Cancelled Permit for Non-Compliance – Permitholder did not complete required onsite evaluation.	18	16	4	11	11
Postponed (No Evaluators Available) – Permitholder evaluation was postponed due to no available evaluators.	7	8	26	21	26
Postponed (By Request) – Permitholder requested postponement due to scheduling conflict, emergencies, or COVID-related issues.	15	49	31	20	0

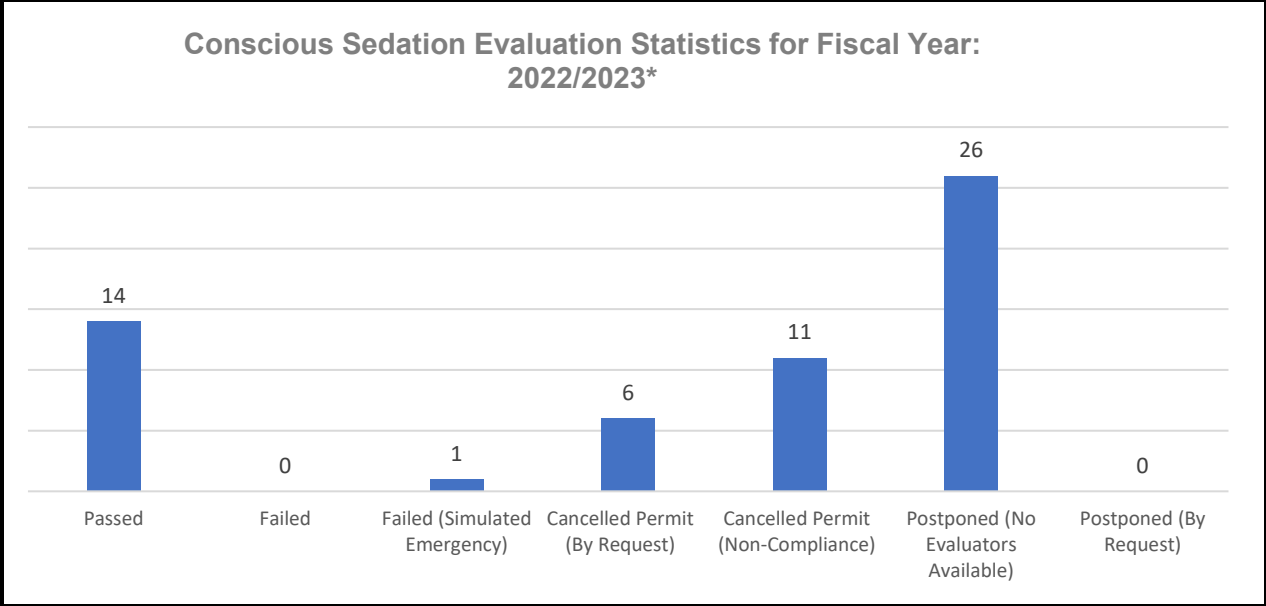
**Conscious Sedation Evaluation Statistics for Fiscal Year:
2018/2019**



**Conscious Sedation Evaluation Statistics for Fiscal Year:
2019/2020**







Medical General Anesthesia Inspection and Evaluation Statistics

Medical General Anesthesia Statistics for Fiscal Year 2022–23

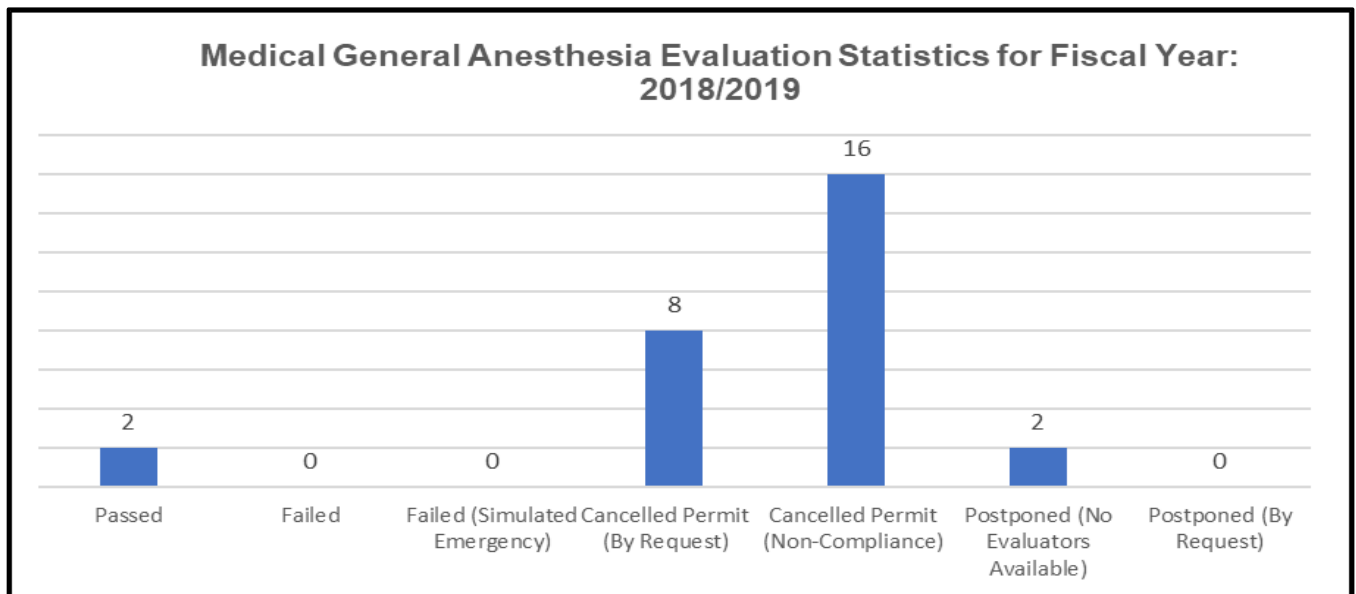
	Passed Eval-uation	Failed Eval-uation	Failed Simulated Emergency	Cancelled Permit by Request	Cancelled Permit for Non-Compliance	Postponed (No Evaluators Available)	Postponed (By Request)
Jul 2022	0	0	0	1	0	1	0
Aug 2022	0	0	0	1	0	2	0
Sep 2022	1	1	0	0	2	0	0
Oct 2022	2	0	0	0	2	0	0
Nov 2022	0	0	0	0	2	0	0
Dec 2022*	1	0	0	1	1	0	0
Jan 2023							
Feb 2023							
Mar 2023							
Apr 2023							
May 2023							
Jun 2023							
Total	4	1	0	3	7	3	0

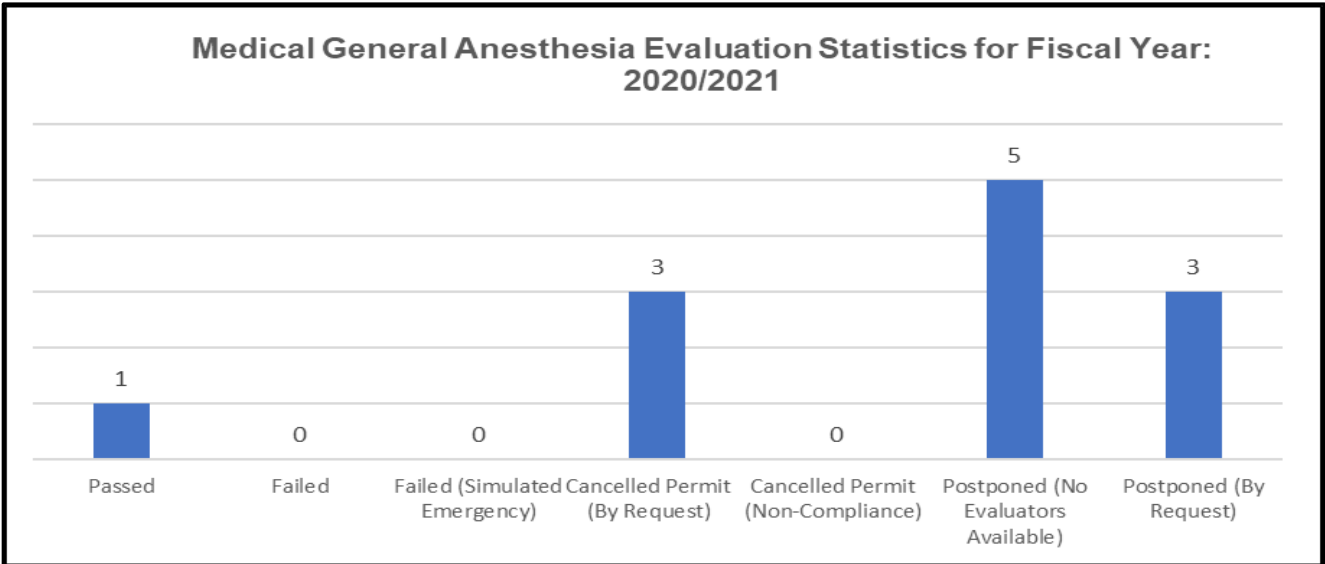
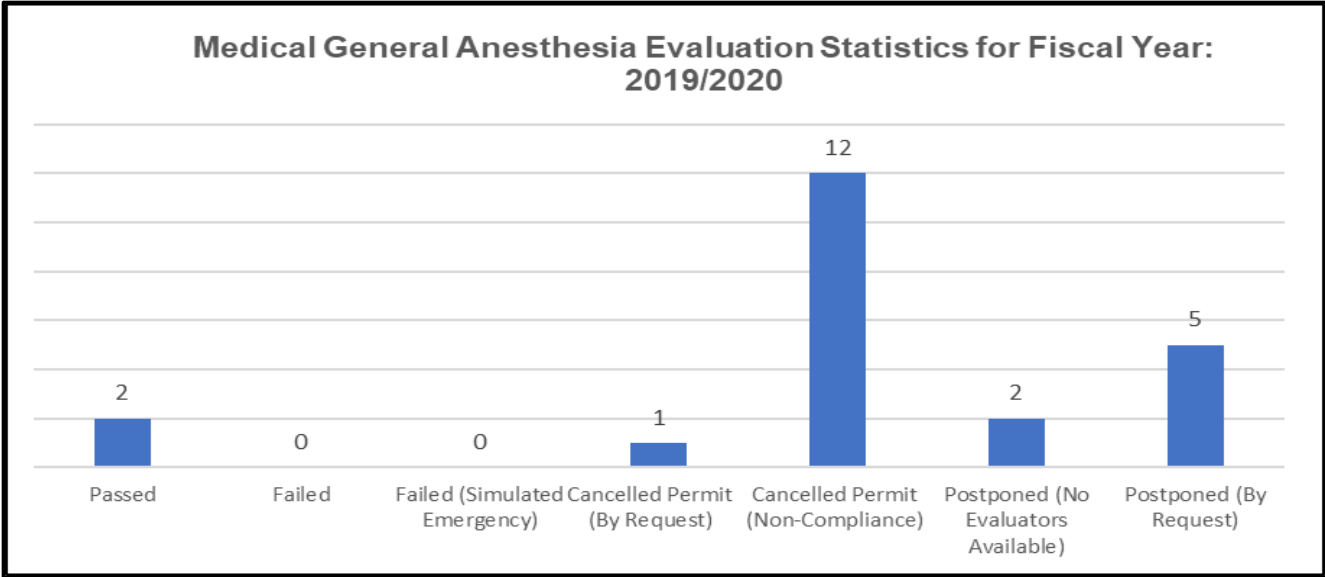
* Approximate number of MGA evaluations scheduled for December 2022.

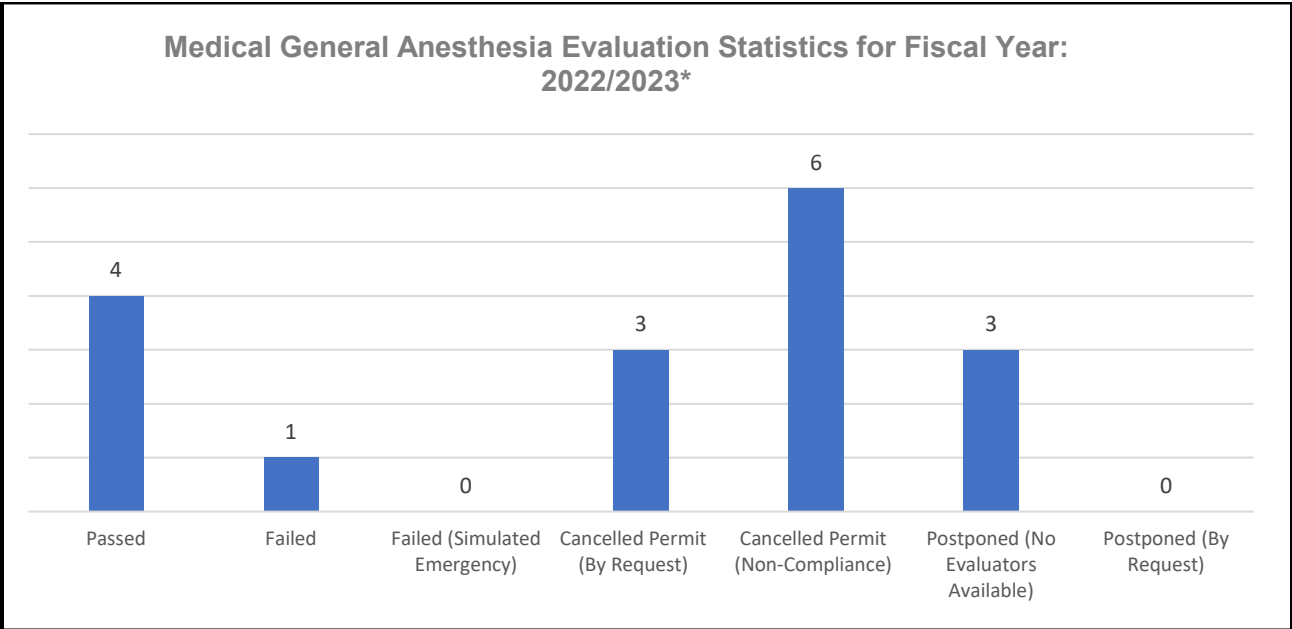
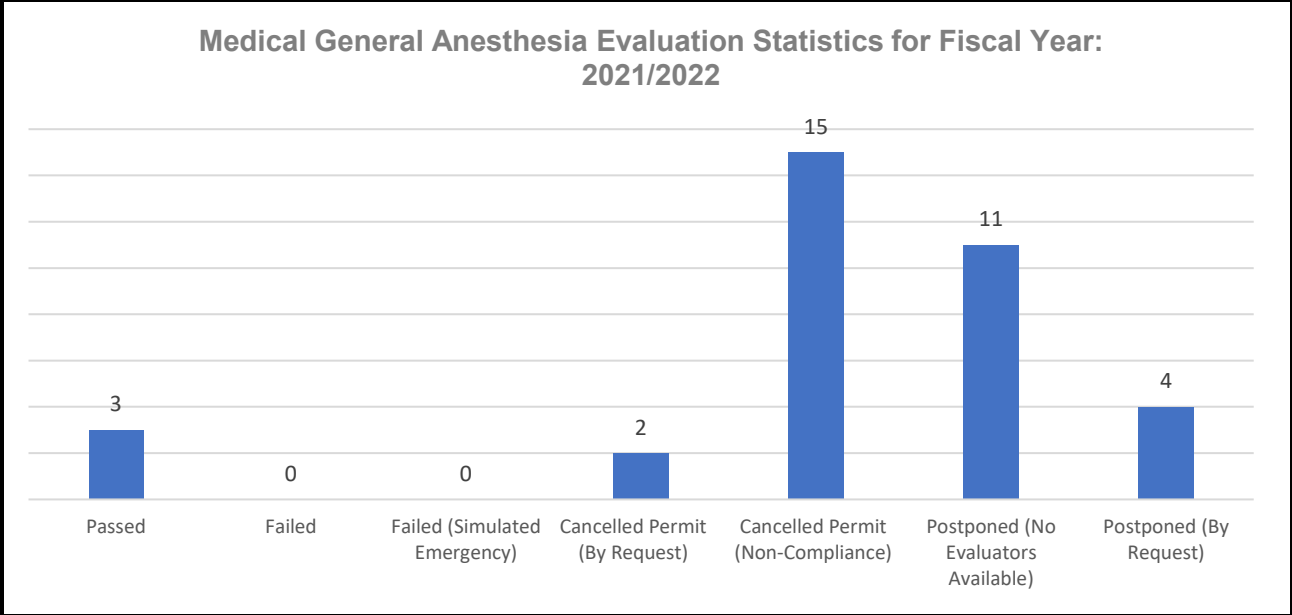
Medical General Anesthesia Statistics for Fiscal Years 2018–19, 2019–20, 2020–21, 2021–22, and 2022–23

	18–19	19–20	20–21	21–22	22–23*
Passed Evaluation – Permitholder met all required components of the onsite evaluation.	2	2	1	3	4
Failed Evaluation – Permitholder failed due to multiple deficient components that were required for the onsite evaluation.	0	0	0	0	1
Failed Simulated Emergency – Permitholder failed one or more simulated emergency scenarios required for the onsite evaluation.	0	0	0	0	0
Cancelled Permit by Request – Permitholder no longer wanted permit.	8	1	3	2	3
Cancelled Permit for Non-Compliance – Permitholder did not complete required onsite evaluation.	16	12	0	15	7
Postponed (No Evaluators Available) – Permitholder evaluation was postponed due to no available evaluators.	2	2	5	11	3
Postponed (By Request) – Permitholder requested postponement due to scheduling conflict, emergencies, or COVID-related issues.	0	5	3	4	0

* Approximate number of MGA evaluations scheduled for 2022–23.







* Approximate number of MGA evaluations scheduled for 2022–23.

Current Evaluators per Region

Region	GA	MGA
Northern California	120	16
Southern California	153	14

Action Requested

No action is requested.